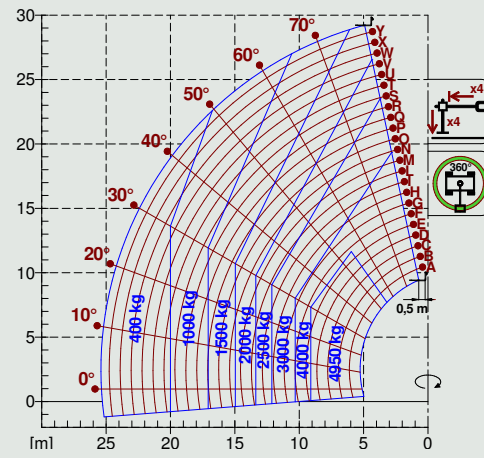
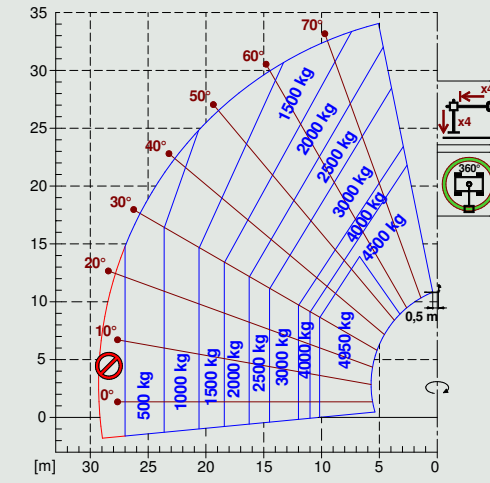


# Load Chart

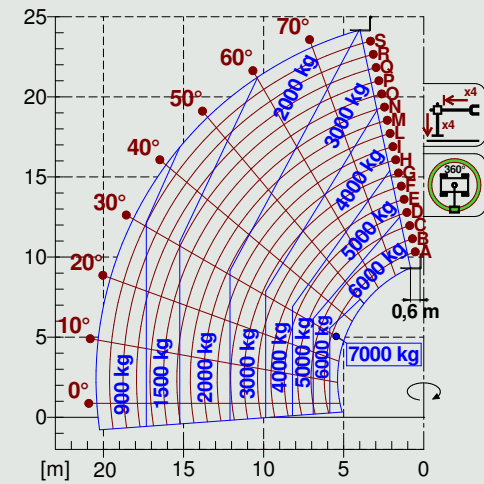
ROTO 50.30 S-Plus



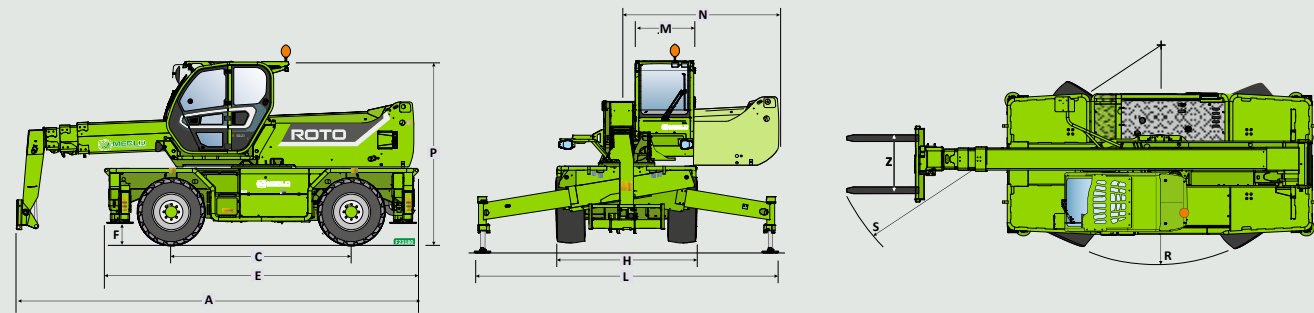
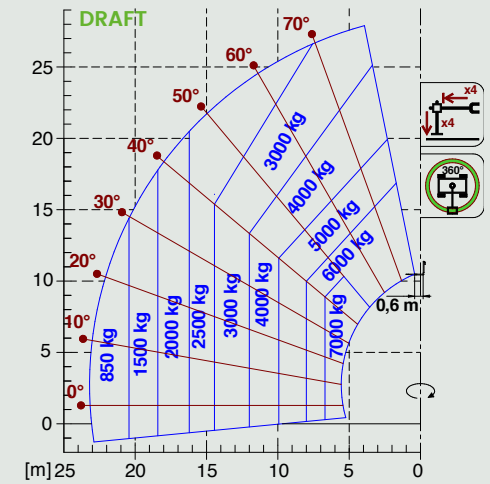
ROTO 50.35 S-Plus



ROTO 70.24 S-Plus



ROTO 70.28 S-Plus



Dimensions		A	C	E	F	H	L	M	N	P	R	S	Z
ROTO 50.30	mm	7650	3200	5620	290	2490	5260	1010	3030	3160	4500	6770	850
ROTO 50.35	mm	8590	3780	6910	315	2490	6320	1010	3690	3325	4840	7130	850
ROTO 70.24	mm	7405	3200	5620	290	2490	5260	1010	3030	2160	4500	6770	850
ROTO 70.28	mm	8330	3780	6910	315	2490	6320	1010	3690	3325	4800	7000	850

Model	ROTO S-Plus			
	ROTO 50.30 S-Plus	ROTO 50.35 S-Plus	ROTO 70.24 S-Plus	ROTO 70.28 S-Plus
<b>Performance</b>				
Turret rotation	Continuous 360°	Continuous 360°	Continuous 360°	Continuous 360°
Unladen weight (kg)	19900	23350	19600	23000
Maximum load capacity (kg)	4950	4950	7000	7000
Lift height (m)	29,2	34	24,2	28
Maximum reach (m)	25,4	27	20,5	23,2
Load capacity at max. lift height (kg)	2000	2000	3000	3000
Load capacity at max. reach (kg)	400	500	900	850
Frame levelling (%)	+/-10, +/-8	+/-10, +/-8	+/-10, +/-8	+/-10, +/-8
<b>Powertrain</b>				
Engine	FPT NEF45	FPT NEF45	FPT NEF45	FPT NEF45
Range/Cylinders	4500/4	4500/4	4500/4	4500/4
Engine power (kW/HP)	125/170	125/170	125/170	125/170
Maximum speed (km/h)	40	40	40	40
Automatic parking brake	Yes	Yes	Yes	Yes
<b>HYDRAULIC</b>				
Pompa idraulica	2 - LS + FS	2 - LS + FS	2 - LS + FS	2 - LS + FS
Portata/pressione (l/min - bar)	140+100 - 250	160+100 - 260	160+100 - 260	160+100 - 260
Presse idraulica in testa al braccio	Yes	Yes	Yes	Yes
<b>Cab</b>				
Cab finishing	PREMIUM	PREMIUM	PREMIUM	PREMIUM
Cab FOPS LIV II e ROPS	Yes	Yes	Yes	Yes
Controls	Electronic joystick control	Electronic joystick control	Electronic joystick control	Electronic joystick control
Tilting cab	Yes	Yes	Yes	Yes
Reverse shuttle	Dual reverse	Dual reverse	Dual reverse	Dual reverse
<b>Configurazione</b>				
Hydropneumatic Suspension EAS Merlo	Yes	Yes	Yes	Yes
Tac-lock	Yes	Yes	Yes	Yes
Pre-arrangement for aerial work platform	Yes	Yes	Yes	Yes
Standard tyres	445/65 R22.5	445/80 R25	445/65 R22.5	445/80 R25
Hydraulically controlled stabilizers	Multiposition	Multiposition	Multiposition	Multiposition

## MERLO MOBILITY

### Always Connected

The Merlo range of telehandlers offers the possibility of using an exclusive technology to make the telescopic handlers even more intelligent and connected. Using the MerloMobility 4.0 CONNECTIVITY SYSTEM, the customer can make the most of the information detected by the machines and gathered in a portal. Merlo Mobility is a flexible tool to optimise the monitoring of your machines as they carry out their various operations.



The data, features and illustrations contained in this document are for indicative purposes only, and are not binding. Merlo S.p.A. pursues a policy of continual research and development, and as such, our products may feature characteristics that differ from those described or may be subject to modification without prior notice. The products illustrated may include optional equipment.

masterstudio



MADE IN MERLO

# Roto

## HIGH CAPACITY

### 24-35 M



**MERLO** MERLO S.P.A.  
Via Nazionale, 9 - 12010 S. Defendente di Cervasca - Cuneo - Italia  
Tel. +39 0171 614111 - Fax +39 0171 684101  
www.merlo.com - info@merlo.com

# Roto

## A NEW CONCEPT OF MOVEMENT

Great innovations start with simple ideas, like that of the ROTO Range, which has changed the approach to telehandler movement by introducing a revolving turret system capable of rotating 360°, with no need to reposition the machine. The ROTO Range was launched in 1991, and from that moment onward this new concept became increasingly popular on a global scale, to the point that Merlo Group soon became an industry leader. The new ROTO family marked a new era by introducing new standards in the field of telehandlers for the construction sector, and the product offering was expanded to include three different ranges with different features designed to be increasingly well-adapted to the needs of the various users, such as easy-to-use models for the Rental segment, and Top-of-the-line models equipped with every feature the customer could possibly desire. Today's new ROTO models stand out for their new cabs featuring exceptional comfort, their new "Modular" design concept, and their use of technologies designed to ensure greater safety, improved performance, and unparalleled efficiency.



## The 6 Key Features

- Practicality
- Precision
- Comfort
- Safety
- Versatility
- Efficiency

**5 – Versatility**  
Completely compatible with the wide range of equipment specially designed for Merlo telehandlers and interfaced with the exclusive automatic recognition system. The system for remotely managing the machine's movements via a radio control unit developed by Merlo allows the ROTO models to be operated under various conditions, thereby increasing their versatility.

**6 – Efficiency**  
Easier and smarter. The entire range is equipped with the powerful 170 HP engine combined with an electronically controlled hydrostatic transmission Eco Power Drive - EPD - that allows the engine rpm to be reduced when high power is not required. In addition, the dry disc brakes make it possible to limit the absorption of energy thereby reducing the consumption of the machine.

**1 – Practicality**  
Ease of use and ergonomics are the key words according to which the machine's new controls and management system were developed. The innovative multi-function armrest, made with automotive-style materials, is extremely intuitive to use, and is equipped with automatic systems for positioning the stabilisers. The ROTO model can even be manoeuvred effectively by less experienced operators.

**2 – Precision**  
Everything within hand's reach: the Load Sensing and Flow Sharing hydraulic circuit allows for multiple simultaneous boom movements and rapid turret rotation, without compromising the accuracy of the movements themselves, for precision load positioning. Moreover, the hydrostatic transmission guarantees millimetric precision during machine movements.

**3 – Comfort**  
The ideal work place: the new spacious cab can be anchored to a structure capable of being tilted upwards by 20°, thereby allowing the operator to effortlessly oversee the loading movements. The lower part of the cab is connected using Silent blocks to drastically reduce noise and vibrations. Operational comfort is further improved by the tac-lock system, which allows the tools to be hydraulically clamped with no need to leave the driver's seat.

**4 – Safety**  
Not just perceptions. The turret is able to develop a continuous rotation. The automatic load management system equipped with a high-definition digital display for the operating and safety parameters, fitted as standard, guarantees maximum performance without altering the stability of the ROTO. The ROTO S-Plus are equipped with active suspension systems to correct ground inclines, allowing the lifting of materials in complete safety.



The ROTO range

## High capacity ROTO range

• The **S-PLUS** range, Comfort and performance that make work easy

CONTINUOUS360°

The models of the S-PLUS series have been designed to offer the maximum technology in terms of efficiency, performance and versatility of use, satisfying even the most demanding operators. The range is made unique by exclusive characteristics like the continuous 360° rotation that allows uninterrupted operation, the calibrated hydraulic system with dual variable displacement pump ("Load Sensing" system), the generous, comfortable cab that incorporates the patented Merlo system for vertical inclination that ensures maximum visibility and ergonomics. The Power train has a 125 kW - 170 hp engine with high power and torque combined with the exclusive Hydrostatic transmission with "EPD" electronic management system that provides the required performance with minimum consumption. The active suspensions of the front and rear axles make road travel more comfortable and safe even on rough terrain, and ensure perfect levelling of the machine during lifting.

### The high performance line

Always top of the line. Designed and built according to MERLO's exclusive Modular concept, the new high-capacity ROTO models offer the absolute best in terms of quality and performance. Their perfect weight distribution, optimal telescopic lifting boom and sliding mechanism designs, and newly developed stabilisation system have allowed for a considerable increase in performance, with a capacity of up to 7 TONNES, and a lifting height of up to 35 metres. Moreover, the wireless radio control unit allows for all the operational movements necessary for the new ROTO models' work activities to be controlled remotely. In this manner the operator can perform all the assigned tasks independently and in complete safety.

### Complete machine management

The large 10.1" colour display shows all the machine's operating information. The screens are navigated using the wheel control positioned on the armrest, which can be used to configure the machine's settings, like adjustment of the maximum movement speeds and geometric limitation of the work areas. The information related to machine management is displayed in a simple, intuitive manner. The load diagram screen is updated in real time according to the operating conditions, allowing the instantaneous display of information on safety and stability.

### Stabilisers

The stabilisers of the ROTO S-PLUS range are structured to facilitate rapid and safe deployment that can be adjusted based on the operational conditions of the site. The exclusive design of the telescopic stabilisers guarantees the stabilisation from the totally retracted position to maximum extension, managed independently for each of the stabilisers. The load diagram automatically adjusts based on the position and consequent stabilisation area. The standard equipment includes self-stabilisation with automatic levelling that ensures correct positioning of the machine without operator intervention.

